

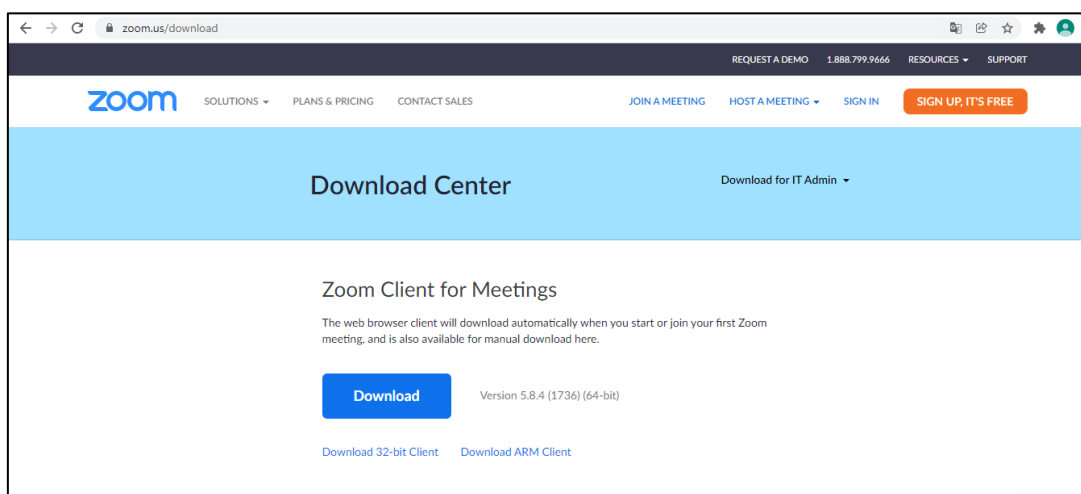
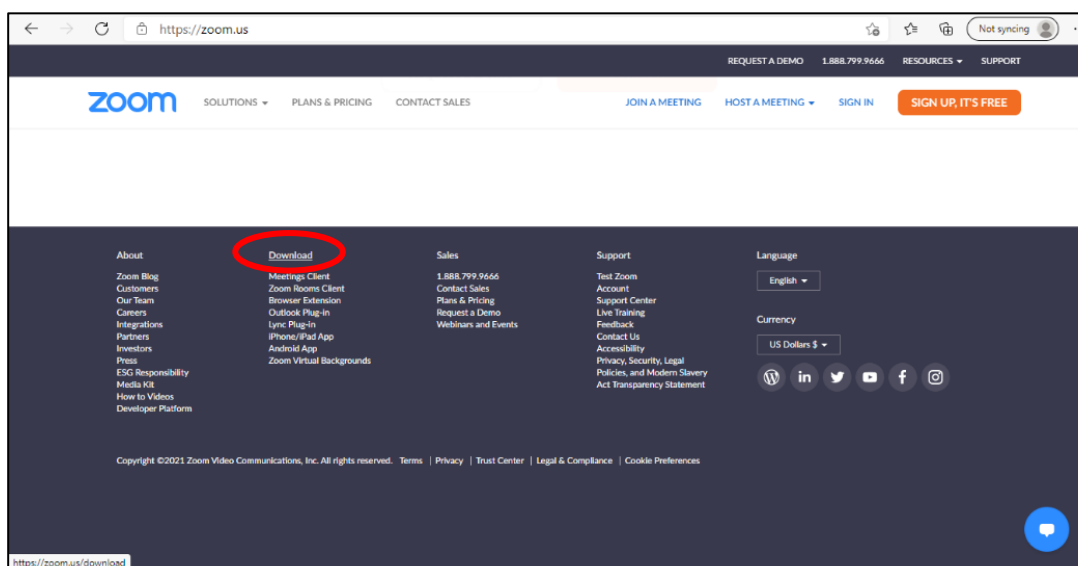
INSTRUCTIONS FOR USING ZOOM APPLICATION

Zoom Application is a major platform for NANO THAILAND 2021 Conference. Please use the following ID and Password to access to the conference:

Meeting ID: 799 327 1544

Password: NANO2021

1. To use Zoom via any web browsers, please go to URL <https://zoom.us>. From there, you can either log in to Zoom or download the application to your computer. It should be noted that Zoom version 5.8.4 or later should be used. Zoom Application for smartphone and laptop is also available.



- To access the meeting room, click “JOIN A MEETING” on the top screen (in case of using web browser) or “Join” icon in the application. Then enter the meeting ID as 799 327 1544, set you username using the following format, and click Join.

3.1 For Plenary Speaker

Format: Presentation Code_Name-Surname

Example: NANO-PL-02_Tomoji-Kawai

3.2 For Invited Speaker

Format: Breakout room name_Presentation Code_Name-Surname

Example: Room A_NANO-IN-1-A01_Mati-Horprathum

3.3 For Presenters

Format: Breakout room name_Presentation Code_Name-Surname

Example: Room B_NANO-O-1-B01_Thawalrat-Ratanadachanakin

Example: Room 01_NANO-P-01_Takaki-Kimura

3.4 For Attendees

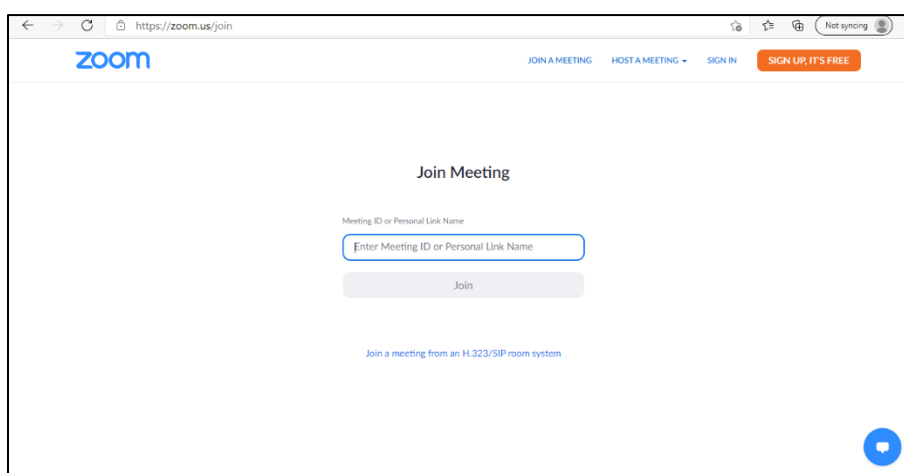
Format: Attendee_organization_Name-Surname

Example: Attendee_KMUTT_Wiyada-Boonpetch

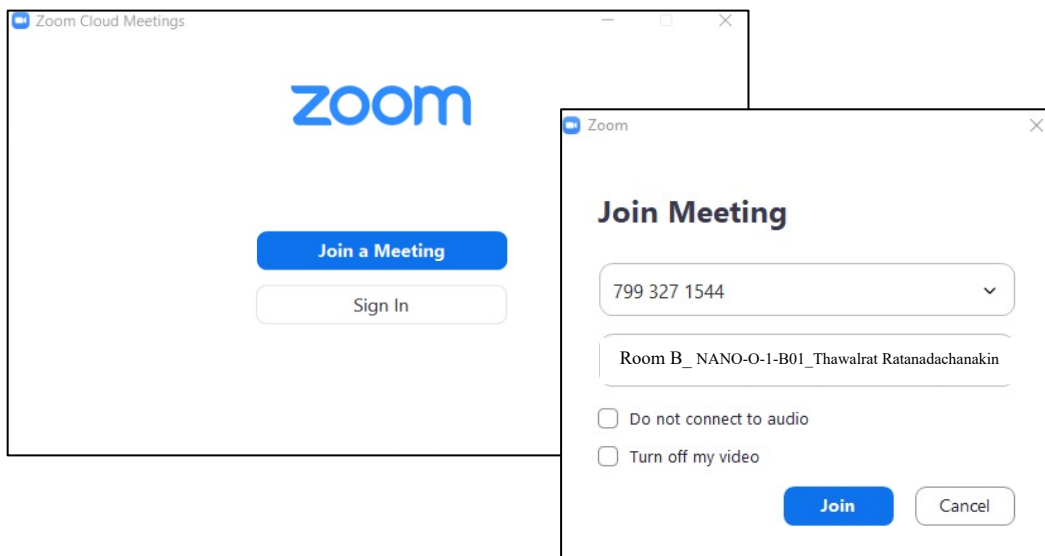
3.5 For Room staff/Administrators

Format: Breakout room name_ADMIN_Name-Surname

Example: Room A_ADMIN_Kanjana-Namaso

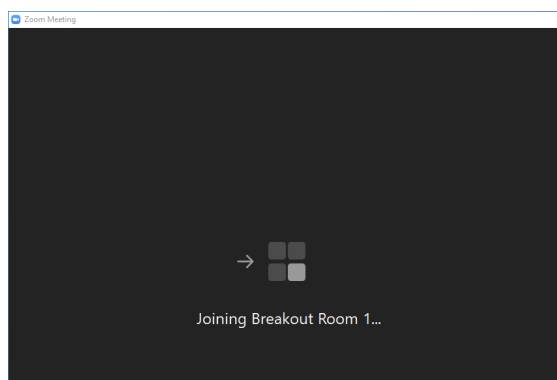


Join meeting via web browser at: <https://zoom.us/join>

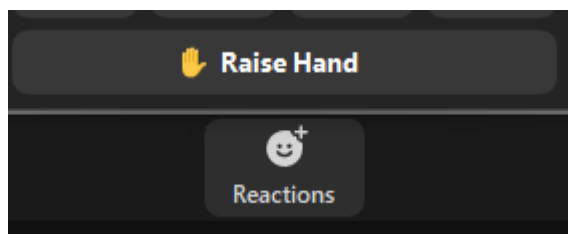


Join meeting via Zoom Application

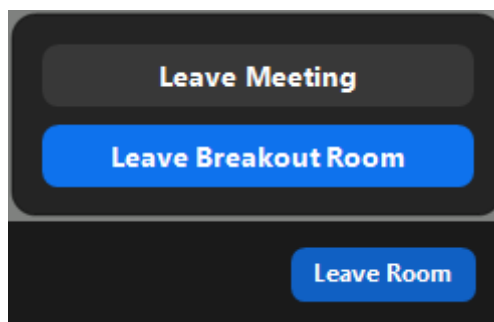
3. After click Join, enter meeting passcode as NANO2021 and click Join again. From there, you will enter the main room of NANO THAILAND 2021 Conference.
4. Available menus in Zoom Application are as follow:
 - Audio/Unmute Turn on/off the microphone (Please turn off while presenters are presenting)
 - Video Turn on/off the camera (Please turn off throughout the conference)
 - Participants List of participants
 - Chat Converse with other participants via message
 - Share screen Share the window’s screen
 - Leave Leave the meeting
5. After the opening ceremony, all participants will be invited to join the presentation in breakout room of the conference. “Joining Breakout Room” message will automatically display once the breakout room is selected.



6. During presentation in breakout room, all participants are requested to mute their microphone. If you have any questions or comments to the presenting works, please raise your hand by click the icon “Reactions” then “Raise hand”.



7. To leave breakout room, click “Leave Room” then select “Leave Breakout Room”. Please be aware that you will leave the meeting if select “Leave Meeting”.



8. You can freely change the breakout room by select the “Breakout Rooms” icon and “Choose Breakout Room”.

